


Exploring the Art of Mixed Media Painting: Techniques for Figures and Faces

Mixed media painting is a captivating form of artistic expression that combines various mediums and techniques to create unique and dynamic works of art. When it comes to depicting figures and faces, mixed media offers a wide range of possibilities for capturing the nuances of human form and emotion.

In this article, we will delve into the fascinating world of mixed media painting, focusing on techniques and approaches that are particularly well-suited for rendering figures and faces. We will explore the use of traditional materials, such as acrylics, watercolors, and inks, alongside unconventional elements like collage and found objects, to create captivating and expressive artworks.



Imaginary Characters: Mixed-Media Painting

Techniques for Figures and Faces by Karen O'Brien

★★★★☆ 4.6 out of 5

Language : English
File size : 74288 KB
Text-to-Speech : Enabled
Screen Reader : Supported
Enhanced typesetting : Enabled
Word Wise : Enabled
Print length : 350 pages

FREE

DOWNLOAD E-BOOK



Exploring Different Mediums

Mixed media painting offers a vast selection of mediums to work with, each offering its own unique characteristics and possibilities. Here are some of the most commonly used mediums for figure and face painting:

- **Acrylics:** Acrylics are a versatile medium known for their fast drying time and vibrant colors. They are ideal for creating both detailed and expressive brushwork, making them a popular choice among painters of all levels.
- **Watercolors:** Watercolors are a transparent medium that allows for beautiful layering and blending effects. They are particularly well-suited for capturing the ethereal and delicate qualities of faces and figures.
- **Inks:** Inks come in a variety of types, including India ink, acrylic ink, and watercolor ink. They offer a wide range of possibilities for creating bold lines, washes, and textures, making them a powerful tool for expressive figure painting.

Collage: Collage involves incorporating pieces of paper, fabric, or other materials into a painting. It adds a unique and tactile element to the artwork, and can be used to create interesting textures and compositions.

- **Found objects:** Found objects, such as buttons, beads, or scraps of metal, can be incorporated into a mixed media painting to add depth and interest. They can be used to create highlights, accents, or even entire features.

Techniques for Creating Figures and Faces

There are countless techniques that can be employed in mixed media painting to create figures and faces. Here are a few common approaches:


- **Layering:** Layering involves applying multiple layers of paint or other mediums to create depth and texture. It allows for subtle transitions of color and value, and can be used to build up form and detail.
- **Glazing:** Glazing is a technique where thin layers of transparent paint are applied over one another. It creates a luminous and ethereal effect, and can be used to enhance the depth and richness of colors.
- **Scribbling:** Scribbling is a spontaneous and expressive technique that involves using loose, gestural brushstrokes to create texture and movement. It can be used to convey a sense of energy and vitality in figures and faces.
- **Collage and decoupage:** Collage and decoupage involve incorporating paper, fabric, or other materials into a painting. They can add interesting textures, patterns, and details to figures and faces.
- **Found objects:** Found objects can be used to create unique and expressive features on figures and faces. Buttons can be used for eyes, beads for jewelry, and scraps of metal for highlights.

Tips for Painting Figures and Faces

- **Start with a strong drawing:** A strong drawing will provide a solid foundation for your painting. Sketch out the basic proportions and features of your figure or face before beginning to paint.
- **Use a limited color palette:** A limited color palette can help you create a cohesive and harmonious painting. Choose a few colors that work well together and experiment with different values and intensities.

- **Pay attention to values:** Values are the light and dark areas of a painting. They create depth and form, and help to define the features of your figure or face.
- **Experiment with different techniques:** Don't be afraid to experiment with different techniques and mediums. Mixed media painting offers endless possibilities for creating unique and expressive artworks.
- **Practice regularly:** The key to improving your skills in mixed media painting is to practice regularly. Experiment with different techniques, mediums, and compositions, and you will develop your own unique style and vision.

Mixed media painting is a versatile and rewarding art form that offers endless possibilities for creating figures and faces. By exploring different mediums, techniques, and approaches, you can develop your own unique style and create captivating and expressive artworks. Whether you are a seasoned artist or just starting out, mixed media painting offers a wealth of opportunities for creative exploration and artistic growth.



Imaginary Characters: Mixed-Media Painting

Techniques for Figures and Faces by Karen O'Brien


★★★★☆ 4.6 out of 5

Language	: English
File size	: 74288 KB
Text-to-Speech	: Enabled
Screen Reader	: Supported
Enhanced typesetting	: Enabled
Word Wise	: Enabled
Print length	: 350 pages

FREE


DOWNLOAD E-BOOK





Stackin' Paper Part War Ready: A Comprehensive Guide to the Ultimate Money-Making Machine

In today's competitive financial landscape, finding reliable and effective ways to generate income is crucial. Enter Stackin' Paper Part War Ready, an innovative platform...



Dennis Valder: Unveiling the Enchanting World of Cuba's Underground Music Scene

In the heart of Havana's bustling streets, where the rhythms of salsa and son fill the air, there exists a vibrant and enigmatic underground...