

# How to Move to Canada Without an Attorney

Moving to Canada can be a daunting task, especially if you are not familiar with the country's immigration laws. However, it is possible to move to Canada without the help of an attorney. Here is a step-by-step guide to help you get started:

## 1. Determine Your Eligibility

The first step is to determine if you are eligible to move to Canada. There are a number of different ways to immigrate to Canada, including:

- **Express Entry:** This is a points-based system that is used to select skilled workers who are eligible to immigrate to Canada.
- **Provincial Nominee Programs (PNPs):** These programs are designed to attract skilled workers to specific provinces in Canada.
- **Family Sponsorship:** If you have a close family member who is a Canadian citizen or permanent resident, you may be eligible to immigrate to Canada through family sponsorship.


## 2. Gather Your Documents

Once you have determined your eligibility, you will need to gather the necessary documents. These documents will vary depending on the immigration program you are applying for. However, some of the most common documents include:

### How to Move to Canada: (Without an Attorney!)

by Rebecca Hardiman

★★★★☆ 4.4 out of 5



Language	: English
File size	: 1640 KB
Text-to-Speech	: Enabled
Screen Reader	: Supported
Enhanced typesetting	: Enabled
Word Wise	: Enabled
Print length	: 60 pages



- A valid passport
- Proof of financial support
- A medical exam
- A police clearance certificate

### **3. Apply for a Visa**

Once you have gathered your documents, you will need to apply for a visa. The type of visa you need will depend on the immigration program you are applying for. You can apply for a visa online or through a Canadian embassy or consulate.

### **4. Arrive in Canada**

Once your visa has been approved, you will be able to travel to Canada. When you arrive in Canada, you will need to report to a port of entry and present your visa to a border services officer. The border services officer will then ask you a few questions and determine if you are admissible to Canada.

### **5. Settle In**

Once you have been admitted to Canada, you will need to settle in. This includes finding a place to live, getting a job, and learning about Canadian culture. There are a number of resources available to help you settle in, including the Canadian government's website and local community organizations.

## Tips for Moving to Canada Without an Attorney

Here are a few tips to help you move to Canada without an attorney:

- Do your research. There is a lot of information available online about moving to Canada. Take some time to learn about the different immigration programs and the requirements for each program.
- Be organized. The immigration process can be complex. Make sure you keep all of your documents organized and up-to-date.
- Be patient. The immigration process can take time. Don't get discouraged if you don't get a visa right away. Keep working on your application and eventually you will be successful.

Moving to Canada without an attorney is possible. By following the steps outlined in this guide, you can increase your chances of success.



### How to Move to Canada: (Without an Attorney!)


by Rebecca Hardiman

★★★★☆ 4.4 out of 5

Language	: English
File size	: 1640 KB
Text-to-Speech	: Enabled
Screen Reader	: Supported
Enhanced typesetting	: Enabled
Word Wise	: Enabled
Print length	: 60 pages


FREE

DOWNLOAD E-BOOK



## **Stackin' Paper Part War Ready: A Comprehensive Guide to the Ultimate Money-Making Machine**

In today's competitive financial landscape, finding reliable and effective ways to generate income is crucial. Enter Stackin' Paper Part War Ready, an innovative platform...



## **Dennis Valder: Unveiling the Enchanting World of Cuba's Underground Music Scene**

In the heart of Havana's bustling streets, where the rhythms of salsa and son fill the air, there exists a vibrant and enigmatic underground...