


The Art Of Gouache: A Comprehensive Guide to the Versatile Medium

"

Gouache is a water-based paint that has been used by artists for centuries. It is made from a mixture of pigments, water, and gum arabic. Gouache is similar to watercolor in that it is water-soluble, but it is more opaque and has a matte finish. This makes it a versatile medium that can be used for a wide variety of techniques and styles.



The Art of Gouache: An inspiring and practical guide to painting with this exciting medium by Jeremy Ford

★★★★☆ 4.6 out of 5

Language : English

File size : 286998 KB

Screen Reader: Supported

Print length : 144 pages



History of Gouache

Gouache is thought to have originated in China during the Tang dynasty (618-907). It was originally used for painting on silk and paper. Gouache was introduced to Europe in the 18th century and quickly became popular among artists such as Jean-Honoré Fragonard and Eugène Delacroix. Today, gouache is used by artists all over the world for a variety of purposes, including illustration, fine art, and commercial art.

Characteristics of Gouache

Gouache is a versatile medium that can be used for a wide range of techniques and styles. It is opaque, which means that it can be used to cover up mistakes or to create layers of color. Gouache also has a matte finish, which gives it a velvety appearance. Gouache is water-soluble, which means that it can be thinned down with water to create washes or used in conjunction with other water-based media such as watercolor and ink.

Techniques for Using Gouache

There are a variety of techniques that can be used to create gouache paintings. Some of the most common techniques include:

- **Washes:** Washes are created by thinning down gouache with water and applying it to the paper in thin, even layers. Washes can be used to create a variety of effects, such as backgrounds, shadows, and glazes.
- **Glazing:** Glazing is a technique that involves applying thin, transparent layers of gouache over one another. Glazing can be used to create a variety of effects, such as depth, atmosphere, and luminosity.
- **Impasto:** Impasto is a technique that involves applying thick layers of gouache to the paper. Impasto can be used to create a variety of effects, such as texture, dimension, and drama.
- **Drybrush:** Drybrush is a technique that involves using a dry brush to apply gouache to the paper. Drybrush can be used to create a variety of effects, such as texture, highlights, and details.

Materials for Gouache Painting

In addition to gouache paint, you will need a few basic materials to get started with gouache painting. These materials include:

- **Paper:** Gouache can be used on a variety of papers, but it is best to use a paper that is thick and absorbent. Watercolor paper is a good choice for gouache painting.
- **Brushes:** A variety of brushes can be used for gouache painting, but it is best to use brushes that are soft and have a good point. Synthetic brushes are a good choice for gouache painting.
- **Water:** You will need a container of water to thin down gouache and to clean your brushes.
- **Palette:** A palette is a surface that you can use to mix and store your gouache paints. A plastic or ceramic palette is a good choice for gouache painting.

Tips for Gouache Painting

Here are a few tips to help you get started with gouache painting:

- **Start with a light touch:** Gouache is a heavy-bodied paint, so it is important to start with a light touch. You can always add more paint later, but it is difficult to remove it.
- **Use thin layers:** Gouache is opaque, so it is important to use thin layers when painting. This will help to prevent the paint from becoming too thick and opaque.
- **Let each layer dry before applying the next:** This will help to prevent the paint from bleeding into the previous layer.

- **Experiment:** There are no rules when it comes to gouache painting. Experiment with different techniques and styles to find what works best for you.

Gouache is a versatile medium that can be used for a wide variety of techniques and styles. It is a great choice for beginners and experienced artists alike. If you are looking for a medium that is easy to use and produces beautiful results, then gouache is a great option.



The Art of Gouache: An inspiring and practical guide to painting with this exciting medium by Jeremy Ford


★ ★ ★ ★ ☆ 4.6 out of 5

Language : English

File size : 286998 KB


Screen Reader: Supported

Print length : 144 pages



Stackin' Paper Part War Ready: A Comprehensive Guide to the Ultimate Money-Making Machine

In today's competitive financial landscape, finding reliable and effective ways to generate income is crucial. Enter Stackin' Paper Part War Ready, an innovative platform...



Dennis Valder: Unveiling the Enchanting World of Cuba's Underground Music Scene

In the heart of Havana's bustling streets, where the rhythms of salsa and son fill the air, there exists a vibrant and enigmatic underground...