


The Essential Guide to the Brioche Stitch

There are many benefits to using brioche stitch in your knitting projects:

- It creates a fabric that is soft, squishy, and durable.
- It is a versatile stitch that can be used to create a wide variety of projects.
- It is a relatively easy stitch to learn.
- It is a great way to add texture and interest to your knitting.

Brioche stitch is worked over two rows. The first row is called the "knit row" and the second row is called the "purl row."

Knit row:



Knitting Brioche: The Essential Guide to the Brioche Stitch

by Nancy Marchant

★★★★☆ 4.6 out of 5

Language : English
File size : 17521 KB
Text-to-Speech : Enabled
Enhanced typesetting : Enabled
Screen Reader : Supported
Print length : 258 pages



- Slip the first stitch of the row onto the right-hand needle.
- Knit the next stitch.

- Slip the next stitch onto the left-hand needle.
- Knit the next stitch.
- Repeat steps 2-4 until the end of the row.

Purl row:

- Slip the first stitch of the row onto the right-hand needle.
- Purl the next stitch.
- Slip the next stitch onto the left-hand needle.
- Purl the next stitch.
- Repeat steps 2-4 until the end of the row.

There are many different variations of brioche stitch. Some of the most popular variations include:


- Two-color brioche: This variation is worked with two different strands of yarn. The two colors are alternated in the knit and purl rows to create a striped effect.
- Ribbed brioche: This variation is worked with a combination of knit and purl stitches to create a ribbed effect.
- Textured brioche: This variation is worked with a variety of different stitches to create a textured effect.

Brioche stitch can be used to create a wide variety of projects. Scarves, hats, blankets, and sweaters are all popular choices for brioche stitch projects.

- [Brioche Stitch Scarf](#)
- [Brioche Stitch Hat](#)
- [Brioche Stitch Blanket](#)
- [Brioche Stitch Sweater](#)

Brioche stitch is a beautiful and versatile knitting technique that can be used to create a wide variety of projects. It is a relatively easy stitch to learn, and it can be used to create fabrics with a variety of textures and colors.

I encourage you to give brioche stitch a try. I am sure you will love the results.




Knitting Brioche: The Essential Guide to the Brioche Stitch by Nancy Marchant

★★★★☆ 4.6 out of 5


Language : English
File size : 17521 KB
Text-to-Speech : Enabled
Enhanced typesetting : Enabled
Screen Reader : Supported
Print length : 258 pages





Stackin' Paper Part War Ready: A Comprehensive Guide to the Ultimate Money-Making Machine

In today's competitive financial landscape, finding reliable and effective ways to generate income is crucial. Enter Stackin' Paper Part War Ready, an innovative platform...



Dennis Valder: Unveiling the Enchanting World of Cuba's Underground Music Scene

In the heart of Havana's bustling streets, where the rhythms of salsa and son fill the air, there exists a vibrant and enigmatic underground...