


The Ultimate Guide to Exploring the Country by Public Transport

Public transport is a great way to explore a country. It's often cheaper than flying or driving, and it can be a more relaxing and scenic way to travel. But planning a public transport trip can be daunting, especially if you're not used to using public transport. That's where this guide comes in.



Switzerland without a Car: A guide to exploring the country by public transport (Bradt Travel Guides)

by Sheila Montilla

★★★★☆ 4.4 out of 5

Language : English
File size : 27092 KB
Text-to-Speech : Enabled
Screen Reader : Supported
Enhanced typesetting : Enabled
Word Wise : Enabled
Print length : 731 pages



In this guide, we'll cover everything you need to know about planning and taking a public transport trip in the country. We'll start with the basics, like how to buy tickets and find your way around the system. Then, we'll cover more specific topics, like how to use buses, trains, ferries, and planes.

We'll also provide tips and advice from our expert travel writers at Bradt Travel Guides. So whether you're a seasoned public transport traveler or you're just getting started, this guide has something for you.

Planning Your Trip

The first step in planning a public transport trip is to decide where you want to go and how long you want to stay. Once you have a general idea of your itinerary, you can start to research the different public transport options available.

There are a few different ways to research public transport options. You can use online search engines, travel websites, or guidebooks. You can also contact the local public transport authority for more information.

Once you have a good understanding of the different public transport options available, you can start to plan your itinerary. It's important to be realistic about how much time you can spend traveling each day. You don't want to overpack your itinerary and end up feeling exhausted.

It's also important to factor in the cost of public transport when planning your trip. Public transport can be expensive, especially if you're traveling long distances. It's a good idea to budget for the cost of public transport before you start your trip.

Buying Tickets

Once you have planned your itinerary, you need to start buying tickets. There are a few different ways to buy public transport tickets. You can buy them online, at a ticket office, or from a vending machine.

If you're buying tickets online, you can usually find the best deals. However, it's important to make sure that you're buying tickets from a reputable website.

If you're buying tickets at a ticket office, you can usually get help from a staff member. However, ticket offices can be crowded and time-consuming.

If you're buying tickets from a vending machine, you can usually save time. However, vending machines can be confusing and difficult to use.

No matter how you choose to buy your tickets, it's important to make sure that you have them before you start your trip. Public transport inspectors can issue fines to passengers who don't have valid tickets.

Finding Your Way Around

Once you have your tickets, you need to start finding your way around the public transport system. This can be daunting, especially if you're not used to using public transport.

There are a few different ways to find your way around. You can use a map, a guidebook, or a smartphone app. You can also ask for help from a staff member.

If you're using a map, make sure that it's up-to-date. Public transport systems can change frequently, so it's important to have the most recent information.

If you're using a guidebook, make sure that it has a detailed section on public transport. Guidebooks can provide helpful tips and advice on how to use the system.

If you're using a smartphone app, make sure that it's accurate and up-to-date. Smartphone apps can provide real-time information on public transport schedules and routes.

No matter how you choose to find your way around, it's important to be patient. Public transport systems can be complex and confusing. It takes time to learn how to use them effectively.

Using Buses

Buses are a common form of public transport in the country. They're usually the cheapest option, and they can be a good way to get around cities and towns.

To use a bus, you need to find a bus stop. Bus stops are usually located on busy streets and at major intersections. Once you have found a bus stop, you need to wait for the bus to arrive.

When the bus arrives, you need to get in line. You can usually pay for your ticket on the bus. Once you have paid for your ticket, you can board the bus.

Once you are on the bus, you need to find a seat. You can usually sit anywhere on the bus. If the bus is crowded, you may have to stand.

To get off the bus, you need to press the stop button. The bus will stop at the next bus stop.

Using Trains

Trains are another common form of public transport in the country. They're usually more expensive than buses, but they can be a faster and more comfortable way to travel.

To use a train, you need to find a train station. Train stations are usually located in city centers and major towns. Once you have found a train station, you need to buy a ticket.

You can usually buy train tickets online, at a ticket office, or from a vending machine. Once you have bought your ticket, you can board the train.

Once you are on the train, you need to find a seat. You can usually reserve a seat when you buy your ticket. If you don't reserve a seat, you can usually find an empty seat.

To get off the train, you need to get off at the correct station. The station name will be announced on the train.

Using Ferries

Ferries are a common form of public transport in the country. They're usually the only way to get to some islands and coastal towns.

To use a ferry, you need to find a ferry terminal. Ferry terminals are usually located in city centers and major towns. Once you have found a ferry terminal, you need to buy a ticket.

You can usually buy ferry tickets online, at a ticket office, or from a vending machine. Once you have bought your ticket, you can board the ferry.

Once you are on the ferry, you need to find a seat. You can usually find a seat in the cabin or on the deck. If the ferry is crowded, you may have to stand.

To get off the ferry, you need to get off at the correct terminal. The terminal name will be announced on the ferry.

Using Planes

Planes are the fastest way to travel around the country. However, they're also the most expensive option.

To use a plane, you need to find an airport. Airports are usually located in city centers and major towns. Once you have found an airport, you need to buy a ticket.


You can usually buy plane tickets online, at a ticket office, or from a travel agent. Once you have bought your ticket, you can board the plane.

Once you are on the plane, you need to find a seat. You can usually reserve a seat when you buy your ticket. If you don't reserve a seat, you can usually find an empty seat.

To get off the plane, you need to get off at the correct airport. The airport name will be announced on the plane.

Tips and Advice

Here are some tips and advice for



Switzerland without a Car: A guide to exploring the country by public transport (Bradt Travel Guides)

by Sheila Montilla


★★★★☆ 4.4 out of 5

Language : English

File size : 27092 KB


Text-to-Speech : Enabled

Screen Reader : Supported
Enhanced typesetting: Enabled
Word Wise : Enabled
Print length : 731 pages



Stackin' Paper Part War Ready: A Comprehensive Guide to the Ultimate Money-Making Machine

In today's competitive financial landscape, finding reliable and effective ways to generate income is crucial. Enter Stackin' Paper Part War Ready, an innovative platform...



Dennis Valder: Unveiling the Enchanting World of Cuba's Underground Music Scene

In the heart of Havana's bustling streets, where the rhythms of salsa and son fill the air, there exists a vibrant and enigmatic underground...